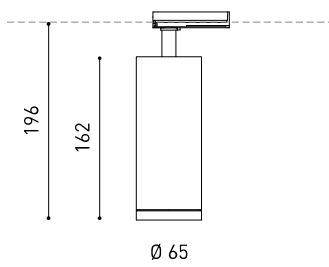




Dimensions



Accessories



ANTI-GLARE HONEYCOMB
LOUVER



TRACK 1L OPTIONS

PRODUCT

Name	FIT 65 1L MEDIUM 4000K NT
Reference	A3660122NT
Color	Textured black
RAL	9005
Category	TRACK LIGHTS

LIGHT SOURCE

Type	LED
Gross luminous flux	1320 lm
Colour temperature	4000 K
Chromatic stability	MacAdam Step 2
Colour Rendering Index	CRI>90
Power	10,3 W
Current	300 mA
Efficacy	128 lm/W
LED lifespan	L80B10 >60.000h
Energy efficiency class	E

LIGHTING FIXTURE | PHOTOMETRIC DATA

Lighting efficiency	88%
Light beam angle	26°

LIGHTING FIXTURE | ELECTRICAL DATA

Driver	Included
Power values of the system	12,25 W
Frequency	50/60 Hz
Dimming	No Dim
Electrical insulation class	⚡

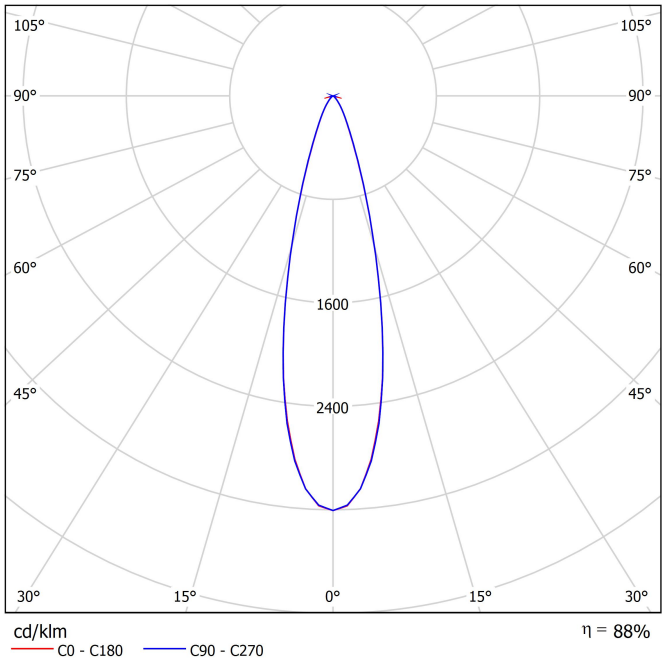
OTHER DATA

Sealing	IP20
Swivel angle	90°
Rotation angle	355°
Track type	Track 1L
Weight	575 g
Packaged weight	710 g
Packaging dimensions	325 x 135 x 96 mm
Units per package	1
Materials	Aluminium / Polycarbonate

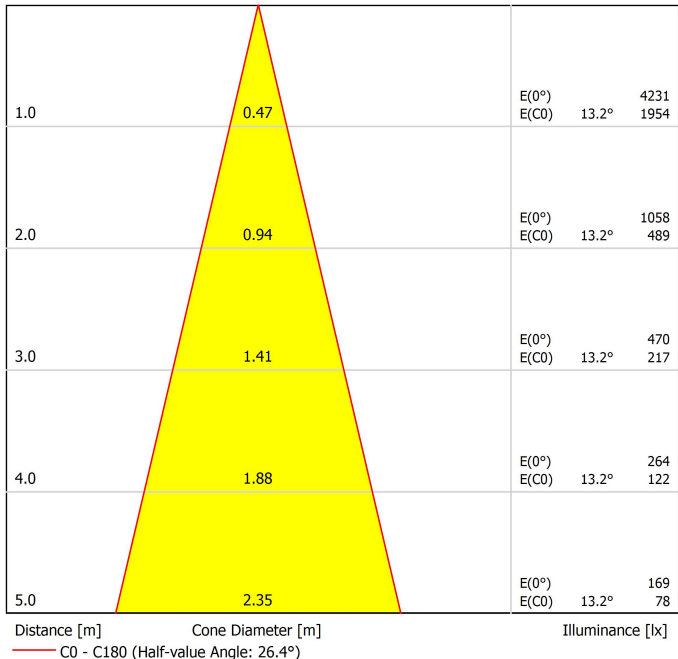



Fit 65 1L is a spotlight for monophase track applications. Cylindrical geometry and essential forms, it stands out for its minimalistic looking and its functionality as it can be orientated in any direction. The black perimeter around its mouth and its honeycomb accessory, highlights its anti-glare vocation.

Polar diagram



Conical diagram





PRODUCT	
Model	Anti-glare Honeycomb Louver
Reference	A3560000
Category	Accessories
NOT SOLD SEPARATELY.	



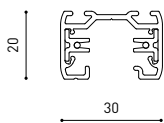
Anti-glare Honeycomb Louver

Accessory featuring a honeycomb structure designed to control the light beam, reduce glare, and prevent direct exposure to the light source.



Track & accessories - Surface & Suspension mounting

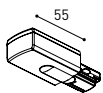
Configure the length of your track, add end, joiners and the required accessories.



TRACK 1L 1m	A264-01-00-	B	N
TRACK 1L 2m	A264-02-00-	B	N
TRACK 1L 3m	A264-03-00-	B	N



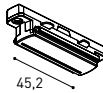
POLARITY
GROOVE



TRACK 1L Live-End Connector

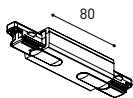


A264-00-01-	B	N
A264-00-02-	B	N



TRACK 1L Contact Joint

A264-00-04-	B	N
-------------	---	---



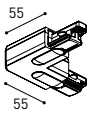
TRACK 1L Central Connector

A264-00-03-	B	N
-------------	---	---



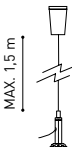
TRACK 1L End

A264-00-13-	B	N
-------------	---	---



TRACK 1L 90° Angle

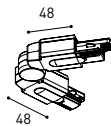
A264-00-06-	B	N
A264-00-07-	B	N



TRACK 1L Suspension Kit

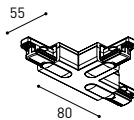
A264-00-14-	WT	NT
-------------	----	----

At least 2 units needed



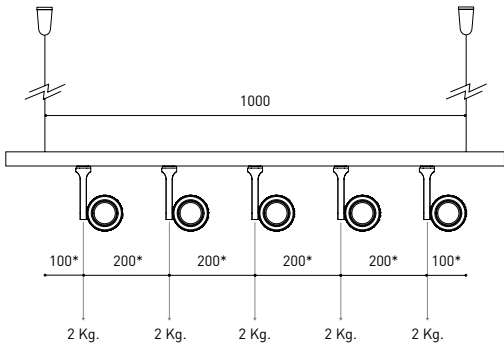
TRACK 1L Corner Connector

A264-00-15-	B	N
-------------	---	---



TRACK 1L T-Joint

A264-00-16-	B	N
A264-00-17-	B	N



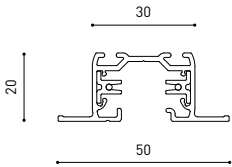
*minimum distance [mm.]

COLOUR | B ☐ RAL 9016 | N ☒ RAL 9005 | WT ☐ RAL 9016 | NT ☒ RAL 9005

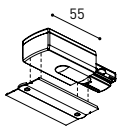


Track & accessories - Flush mounting

Configure the length of your track, add end, joiners and the required accessories.



TRACK 1L FLUSH 1m	A264-11-00-	B	N
TRACK 1L FLUSH 2m	A264-12-00-	B	N
TRACK 1L FLUSH 3m	A264-13-00-	B	N



POLARITY
GROOVE

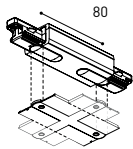
TRACK 1L FLUSH Live-End Connector

A264-00-01-	B	N
A264-00-02-	B	N

TRACK 1L FLUSH Cover Plate

A264-10-19-	B	N
-------------	---	---

Mandatory for installation



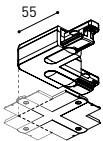
TRACK 1L Central Connector

A264-00-03-	B	N
-------------	---	---

TRACK 1L FLUSH Corner Cover Plate

A264-10-20-	B	N
-------------	---	---

Mandatory for installation



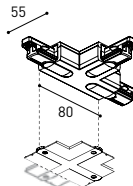
TRACK 1L 90° Angle

A264-00-06-	B	N
A264-00-07-	B	N

TRACK 1L FLUSH Corner Cover Plate

A264-10-20-	B	N
-------------	---	---

Mandatory for installation



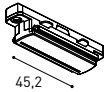
TRACK 1L T-Joint

A264-00-16-	B	N
A264-00-17-	B	N

TRACK 1L FLUSH Corner Cover Plate

A264-10-20-	B	N
-------------	---	---

Mandatory for installation



TRACK 1L Contact Joint

A264-00-04-	B	N
-------------	---	---



TRACK 1L End

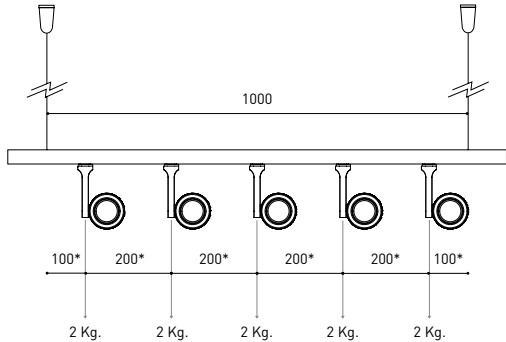
A264-00-13-	B	N
-------------	---	---



TRACK 1L FLUSH Suspension Kit

A264-10-15

For wire 1,5 mm (Not included)



*minimum distance [mm.]

COLOUR | B ☐ RAL 9016 | N ☒ RAL 9005 |



Fuente de luz (LED) reemplazable por un profesional autorizado

Replaceable (LED only) light source by an authorized professional.

Source lumineuse (LED) remplaçable par un professionnel agréé

Sorgente luminosa (LED) sostituibile da parte di un professionista autorizzato

Austauschbare (LED) Lichtquelle durch einen autorisierten Fachmann



Equipo de control reemplazable por un profesional autorizado

Replaceable control gear by an authorized professional

Dispositif de commande remplaçable par un professionnel agréé

Alimentatore sostituibile da parte di un professionista autorizzato

Auswechselbares Betriebsgerät durch autorisierten Fachmann

Instrucciones para el final de vida y la eliminación de los componentes:

Instructions on end-of-life and component disposal:

Instructions pour la gestion des composants en fin de vie et leur mise au rebut :

Istruzioni per il fine vita e lo smaltimento dei componenti:

Anweisungen zur entsorgung der Leuchtenkomponenten:



Interrumpir la alimentación del aparato
Cut the power supply to the luminaire
Couper l'alimentation du luminaire
Interrompere l'alimentazione dell'apparecchio
Stromversorgung der Leuchte unterbrechen



Quitar la(s) fuente(s) de luz para el desecho
Remove light source(s) for disposal
Retirer la (les) source(s) lumineuse(s) pour l'élimination
Rimuovere la/le sorgente/e di luce per lo smaltimento
Lichtquelle(n) zur Entsorgung entfernen



Quitar la batería para el desecho
Remove the battery for decommissioning
Retirer la batterie pour sa mise au rebut
Rimuovere la batteria per la dismissione
Die Batterie ordnungsgemäß entsorgen



Quitar el equipo de control para el desecho
Remove control gear for disposal
Retirer le dispositif de commande pour l'élimination
Rimuovere l'alimentatore per lo smaltimento
Betriebsgerät zur Entsorgung ausbauen

Enviar los materiales a un centro de recogida RAEE
Send the materials to a WEEE collection centre
Envoyer les matériaux dans une déchetterie DEEE
Inviare i materiali ad un centro di raccolta RAEE
Die Materialien in einem WEEE-Zentrum entsorgen

